



COUNTY

Clay, FL

2023 ▼

Rank #21 of 67 ranked counties in Florida

### Health Outcomes

Health Outcomes tell us how long people live on average within a community, and how much physical and mental health people experience in a community while they are alive.

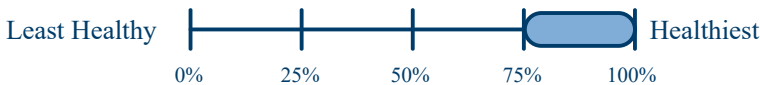
Clay (CL) is ranked in the higher middle range of counties in Florida (Higher 50%-75%).

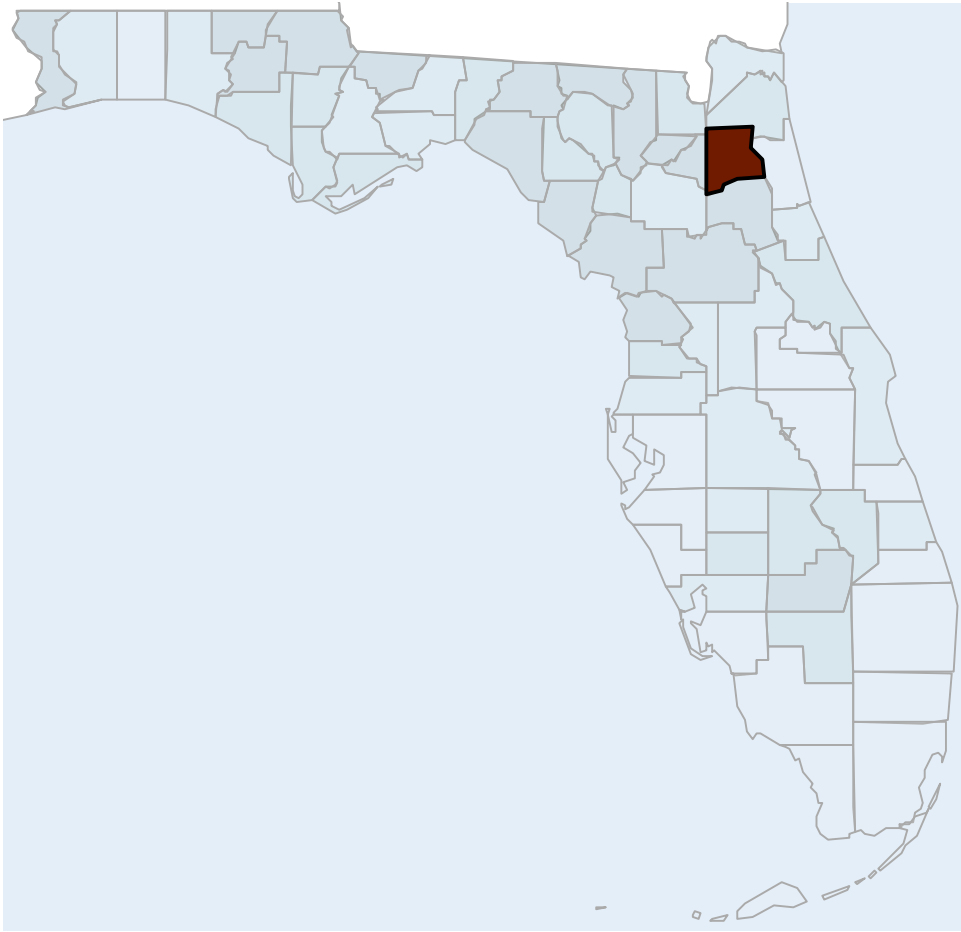


### Health Factors

Many things influence how well and how long we live. Health Factors represent those things we can improve to live longer and healthier lives. They are indicators of the future health of our communities.

Clay (CL) is ranked among the healthiest counties in Florida (Highest 75%-100%).





## County Demographics








The health of a place results from past and present policies and practices. The land known as Clay County, along with the entirety of the U.S., has been home for many thousands of years to hundreds of Indigenous nations. Native Land Digital "strives to create and foster conversations about the history of colonialism, Indigenous ways of knowing, and settler-Indigenous relations."






Clay County, Florida is Metropolitan (intersecting an urban core area of 50,000 or more population). In Clay County, 15% of the population lives in a low population density area (500 or fewer people per square mile and less than 2,500 people).

Show More

## County Snapshot

Show areas to explore     Show areas of strength     Trends Available

Health Outcomes					
Length of Life		Clay County	Florida	United States	—
Premature Death		8,000	7,500	7,300	▼
Quality of Life		Clay County	Florida	United States	—
Poor or Fair Health		15%	13%	12%	▼
Poor Physical Health Days		3.7	3.0	3.0	▼
Poor Mental Health Days		5.3	4.2	4.4	▼
Low Birthweight		8%	9%	8%	▼
Additional Health Outcomes (not included in overall ranking)					+
Health Factors					
Health Behaviors		Clay County	Florida	United States	—
Adult Smoking		20%	16%	16%	▼
Adult Obesity		35%	28%	32%	▼
Food Environment Index		8.0	6.9	7.0	▼
Physical Inactivity		25%	26%	22%	▼
Access to Exercise Opportunities		78%	88%	84%	▼
Excessive Drinking		18%	17%	19%	▼
Alcohol-Impaired Driving Deaths		27%	22%	27%	▼
Sexually Transmitted Infections		351.2	465.7	481.3	▼
Teen Births		16	18	19	▼
Additional Health Behaviors (not included in overall ranking)					+
Clinical Care		Clay County	Florida	United States	—
Uninsured		13%	15%	10%	▼
Primary Care Physicians		1,910:1	1,380:1	1,310:1	▼
Dentists		1,900:1	1,580:1	1,380:1	▼
Mental Health Providers		770:1	510:1	340:1	▼
Preventable Hospital Stays		2,741	3,186	2,809	▼

Mammography Screening		38%	40%	37%	▼
Flu Vaccinations		42%	49%	51%	▼
Additional Clinical Care (not included in overall ranking)					+
Social & Economic Factors		Clay County	Florida	United States	—
High School Completion		92%	89%	89%	▼
Some College		67%	64%	67%	▼
Unemployment		3.5%	4.6%	5.4%	▼
Children in Poverty		12%	18%	17%	▼
Income Inequality		3.7	4.6	4.9	▼
Children in Single-Parent Households		21%	28%	25%	▼
Social Associations		7.0	7.0	9.1	▼
Injury Deaths		88	87	76	▼
Additional Social & Economic Factors (not included in overall ranking)					+
Physical Environment		Clay County	Florida	United States	—
Air Pollution - Particulate Matter		8.5	7.8	7.4	▼
Drinking Water Violations		No			▼
Severe Housing Problems		12%	19%	17%	▼
Driving Alone to Work		77%	76%	73%	▼
Long Commute - Driving Alone		60%	43%	37%	▼
Additional Physical Environment (not included in overall ranking)					+

Note: Blank values reflect unreliable or missing data.